

Sensory Bins

Halloween



www.littlebinsforlittlehands.com

Halloween Sensory Bin

Are you looking for new ways to use sensory bins with your kids? Let them address different skills while playing in a spooky themed sensory play.


How to:

Fill your sensory bins with your favorite filler along with Halloween themed items. Cut the pictures and place them in the bin. Let your kids look at the bin and then you can ask them to follow instructions such as:

- Point to the happy pumpkin
- Show me the black bat
- Find the brown owl
- Sort pictures by shape, color, size
- Show me your favorite picture
- Clap your favorite word
- Use riddles like it is orange, it is a veggie, it has seeds

Or ask them different questions, for instance

- Who is next to the wizard?
- What color is the pumpkin?
- Where is the witch?
- What's your favorite picture? Why?
- Why do you think the pumpkin is smiling?
- What is the girl doing?
- How many bats can you see?





Halloween Sensory Bin



You promote literacy skills, too.




For example,






- Find a picture that begins with "H".
- Find an animal that can fly.
- Find something orange
- Find a word that has 5 letters.
- Find a word that sounds like cat (bat)
- Find rhyming words.
- Find similar and different pictures.
- Find the plural of pumpkin
- Find these words in a book or text.
- Find words that begin/end with (specify a letter).
- Find words that end with (specify a letter).
- Find a descriptive word, an action word
- Write the words and check them together with your teacher/mom
- Write the words in alphabetical order by the first letter
- Use the words to make riddles, a story or a poem.
- Use the words to write sentences.

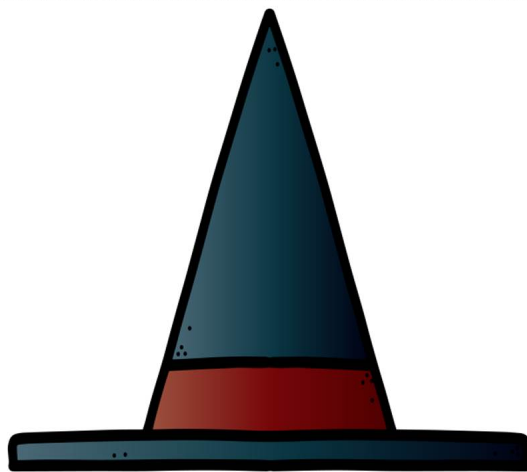

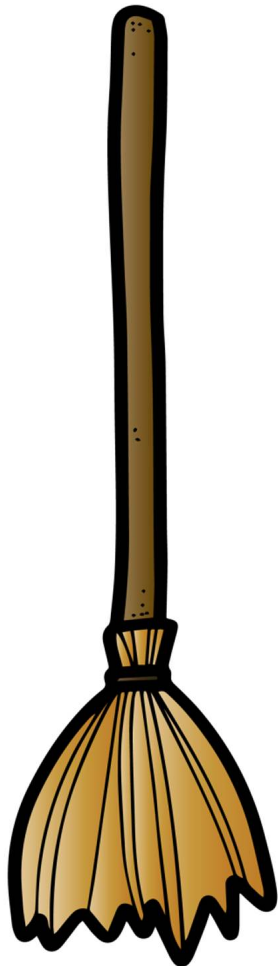
Sensory bins are a great way to engage young kids or those that require sensory input in learning activities.







Suggestions of sensory bins fillers:

Pompons
Cotton balls
Dried beans
Colored pasta, rice
Shredded paper
Fake grass
Sand
Rocks
Buttons
Playdough
Feathers
Sticks
Beads
Corks
Sea shells
Small toys
Seeds
Lids









Can you find the pictures?

