

Roll a Reptile Game

Instructions:

Print the game board on cardstock. If desired, laminate for durability.

Print the cube on cardstock. Assemble according to the directions provided.

Find two objects to use as game markers (buttons, small plastic animals, or whatever you like). Put markers on the START spot.

Players take turns rolling the cube. Move to the image you roll. Continue taking turns and moving until one player makes it to FINISH and wins the game.

Terms of Use:


This product may be used for your own classroom or personal use.

It may not be shared as a pdf file, on the web, or in any other way.

© Little Bins for Little Hands









Copyright Thanks:

Images copyright ClipArtisan



Roll a Reptile Game



START						
		 FINISH			