


# VALENTINE STEM CENTER

PRESCHOOL


## SENSORY BIN: HEART HUNT ADVENTURE

Fill a sensory bin with red, pink, and white rice, shredded paper, sand, or water. Add heart-shaped containers, tongs, and scoops. Hide heart-shaped objects for kids to discover through touch.



## BAKING SODA AND VINEGAR POTIONS: FIZZY FUN!

Set up a "love potion" station with baking soda, vinegar, and heart-shaped containers and cookie cutters. Let children mix and pour to witness the fizzy reactions, fostering curiosity and basic chemistry concepts.



## PLAY DOUGH CREATIONS: SHAPE YOUR LOVE!

Provide various colors of playdough and heart-shaped cookie cutters. Encourage imaginative play as children create their own Valentine's Day masterpieces.




## CUP HEART TOWER BUILDING: ENGINEERING LOVE!

Supply small red plastic cups and heart-shaped cards for building towers. Develop spatial awareness and teamwork skills as children construct unique structures.

## MATH WITH HEARTS: COUNTING AND SORTING FUN!

Use heart-shaped cutouts for counting, sorting, and simple math activities. Enhance fine motor skills by having kids manipulate and arrange hearts into different patterns.



## VALENTINE'S DAY COLLAGE STATION: ARTSY EXPRESSIONS!

Provide magazines, glue, and heart-shaped cutouts for a fantastic collage experience.



## WATERCOLOR HEARTS

Cut out paper hearts from mixed media or watercolor paper and supply watercolor paints. Try one of the listed techniques. Or try raised salt painting with heart shapes.

## VALENTINE SNAP CUBE MATS: CONNECTING LOVE!

Introduce snap cube mats with heart-themed designs for a hands-on, visual experience in counting, shape recognition, and spatial reasoning.

