




**I can make
a PUMPKIN Pie!**






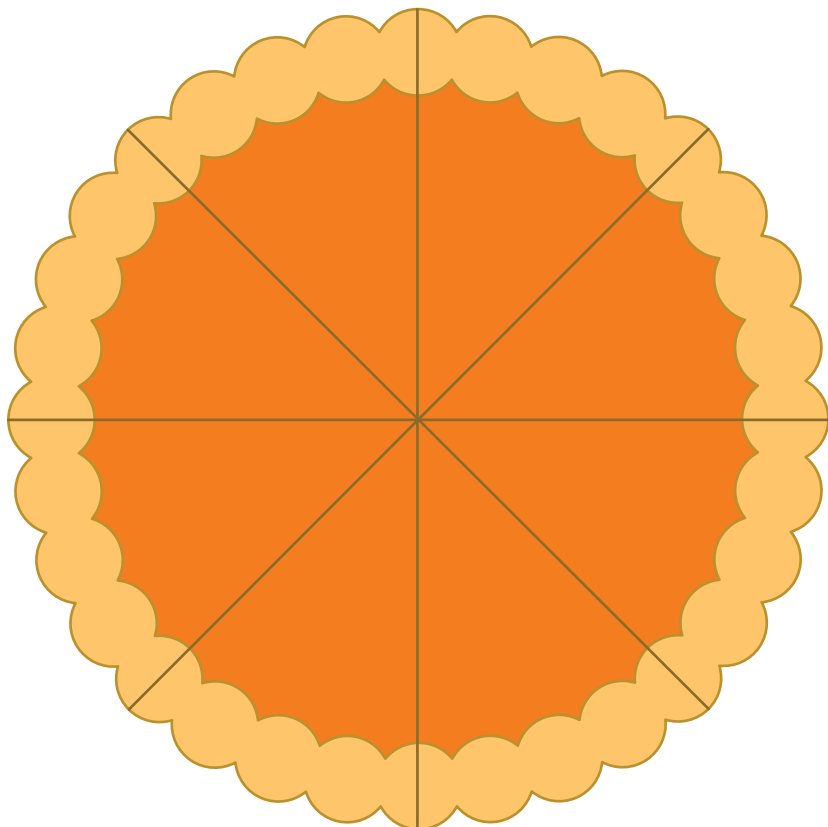
*Cut the Pie
into 3 equal
pieces*



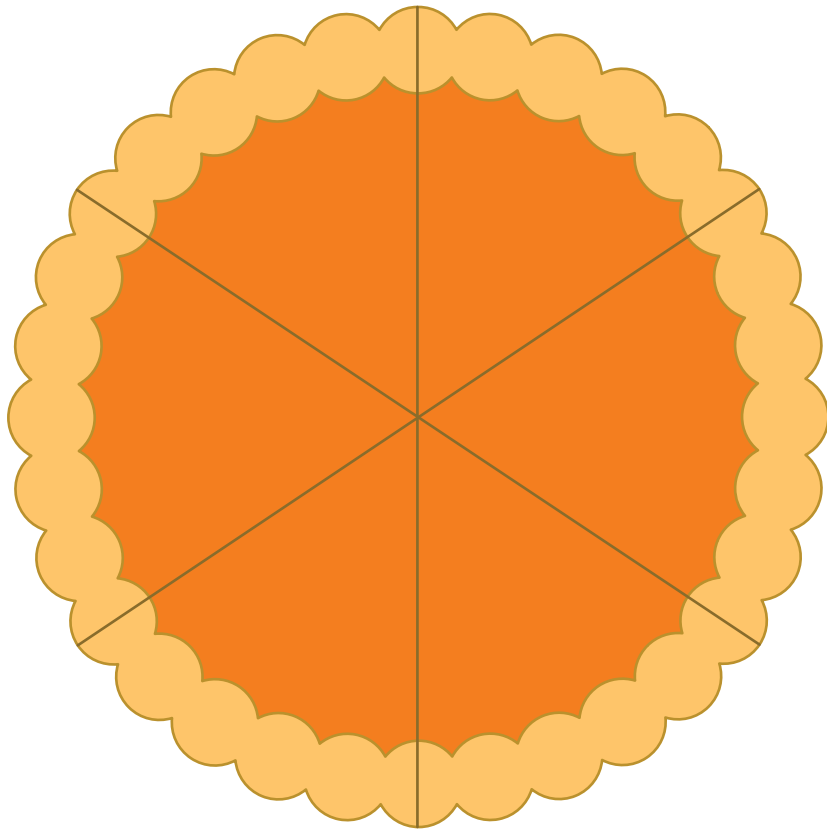
*Cut the Pie
into 4 equal
pieces*



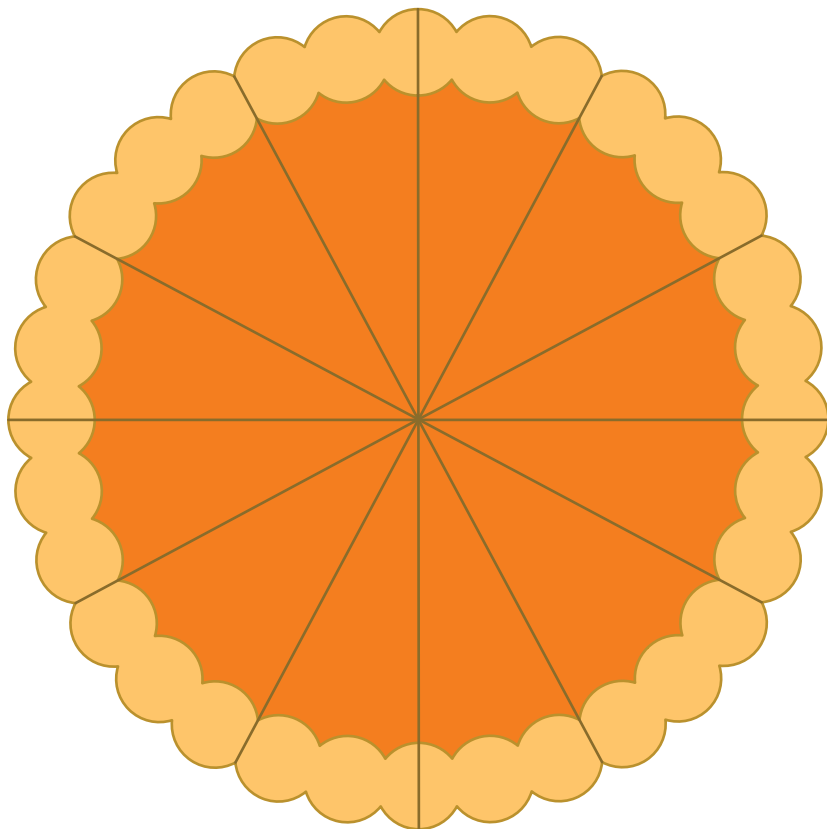
*Cut the Pie
into 2 equal
pieces*



*Cut the Pie
into 8 equal
pieces*



*Cut the Pie
into 6 equal
pieces*



*Cut the Pie
into 12 equal
pieces*

LITTLE BINS FOR LITTLE HANDS

Are you ready to . . .

- ✓ Find manageable science, engineering, and art projects that kids love doing and are budget-friendly.
- ✓ Stop entering your email address over and over for each activity.
- ✓ Spend less time prepping with our easy instructions, templates and supply lists.
- ✓ Spend more time engaging with your students, groups or kiddos.



[CLICK HERE TO JOIN](#)



Meet the Little Bins for Little Hands Duo!

Hi! My name is Sarah, and this is my son Liam. He's actually 13 now. We still LOVE playing around with science and STEM at home.

I shared a simple baking soda and vinegar science activity ten years ago with him. Since then, we've been hooked! Together we have enjoyed 100s of science experiments that are low cost, easy to set up, and just plain FUN!

I always aim to provide the BEST science activities and STEM projects that fit your time and budget! We hope you enjoy the materials we have put together for you today!

~Sarah and Liam

